

CACEO - Code Enforcement Professional Survey

1. What type of agency do you work for? (i.e.: city/county/state government, private/consulting, etc.)

	Response Count
City	148
County	25
Other	2
<i>answered question</i>	175
<i>skipped question</i>	10

2. If government sector, what department or division do you work out of and who is your boss?

	Response Count
Community Development/Building/Planning	122
Police	13
Public Works	4
Parks	1
City Manager	11
Fire	1
Other	11
<i>answered question</i>	163
<i>skipped question</i>	22

3. Does your agency require certification?

	Response Percent	Response Count
Yes	58.4%	94

No	<input type="text"/>	41.6%	67
If so what type?			
PC 832	58		
CACEO/CACE/SCACEO	52		
ICC	19		
Other	5		
answered question			161
skipped question			24

4. Does your agency offer pay incentives for certification(s)?

		Response Percent	Response Count
Yes	<input type="text"/>	16.4%	27
No	<input type="text"/>	83.6%	138
answered question			165
skipped question			20

5. Does your agency require a college degree for entry-level job consideration?


		Response Percent	Response Count
Yes	<input type="text"/>	7.4%	12
No	<input type="text"/>	92.6%	151
answered question			163
skipped question			22

6. What is your annual pay range?


		Response Percent	Response Count
--	--	------------------	----------------

\$10,000 - 25,000	<input type="checkbox"/>	2.3%	4
\$25,000 - 45,000	<input type="checkbox"/>	20.9%	37
\$45,000 - 65,000	<input type="checkbox"/>	36.7%	65
\$65,000 - 85,000	<input type="checkbox"/>	27.7%	49
\$85,000 - 100,000+	<input type="checkbox"/>	12.4%	22
answered question			177
skipped question			8

7. How many staff/personnel does your agency have? (Include # and Title)

	Response Count
 view	162
answered question	162
skipped question	23

8. On average, how many cases do you work per month?

	Response Count
 view	167
answered question	167
skipped question	18

9. Does your agency take in anonymous complaints?

	Response Percent	Response Count
Yes <input type="checkbox"/>	67.4%	116
No <input type="checkbox"/>	32.6%	56

<i>answered question</i>	172
<i>skipped question</i>	13












10. In your opinion and with regard to complaints/cases, is your agency:

	Response Percent	Response Count
Reactive <input type="checkbox"/>	54.7%	94
Proactive <input type="checkbox"/>	9.9%	17
Both equally <input type="checkbox"/>	35.5%	61
<i>answered question</i>		172
<i>skipped question</i>		13



11. What is the population of your jurisdiction?

	Response Percent	Response Count
0 - 500 <input type="checkbox"/>	0.6%	1
500 - 2,500 <input type="checkbox"/>	0.0%	0
2,501 - 10,000 <input type="checkbox"/>	7.0%	12
10,001 - 25,000 <input type="checkbox"/>	11.6%	20
25,001 - 50,000 <input type="checkbox"/>	14.5%	25
50,001 - 100,000 <input type="checkbox"/>	30.2%	52
100,001 - 250,000 <input type="checkbox"/>	21.5%	37
250,001+ <input type="checkbox"/>	14.5%	25
<i>answered question</i>		172
<i>skipped question</i>		13

12. What types of codes do you typically enforce? (Check all that apply)



		Response Percent	Response Count
Municipal/Local		91.9%	158
Planning/Zoning		91.3%	157
Building		81.4%	140
Housing		69.2%	119
Fire		29.7%	51
Health & Safety		72.1%	124
Business & Professions		40.7%	70
Vehicle		61.6%	106
Penal		20.9%	36
Other		11.6%	20
Other (please specify) 			30
<i>answered question</i>			172
<i>skipped question</i>			13

13. Does your agency have an official policy or procedure manual directly related to your position?



		Response Percent	Response Count
Yes		47.9%	78
No		52.1%	85
<i>answered question</i>			163
<i>skipped question</i>			22

14. Does your agency utilize administrative citations?



		Response Percent	Response Count
<hr/>			

Yes		72.2%	117
No		27.8%	45
answered question			162
skipped question			23





15 Does your agency utilize an administrative hearing process?

		Response Percent	Response Count
Yes		77.8%	126
No		22.2%	36
answered question			162
skipped question			23

16. Does your agency utilize hearing officers?



		Response Percent	Response Count
Yes		76.3%	122
No		23.8%	38
answered question			160
skipped question			25

17. If so, are the hearing officers:



		Response Percent	Response Count
paid		47.6%	60
volunteer		11.1%	14
citizen board		7.1%	9
employees		24.6%	31

Other (please specify)	 view	35
answered question		126
skipped question		59



18. Are you responsible for creating, writing and/or presenting staff reports for code changes or implementation?

		Response Percent	Response Count
Yes		54.7%	88
No		45.3%	73
answered question			161
skipped question			24

19. Are you responsible for locating additional funding/grants for your code program?

		Response Percent	Response Count
Yes		25.2%	41
No		74.8%	122
answered question			163
skipped question			22

20. Does your agency provide community outreach?

		Response Percent	Response Count
Yes		80.9%	131
No		19.1%	31
answered question			162
skipped question			23

21. If yes, what form(s) of community outreach is utilized? (Check all that apply)

		Response Percent	Response Count
Neighborhood Cleanups	<input type="checkbox"/>	57.1%	76
Pamphlets/Handouts	<input type="checkbox"/>	84.2%	112
Public Events (ie; street fairs, farmer's markets, etc.)	<input type="checkbox"/>	58.6%	78
Media (ie; newspaper articles/ads, radio, TV, etc.)	<input type="checkbox"/>	59.4%	79
Website	<input type="checkbox"/>	68.4%	91
Other	<input type="checkbox"/>	10.5%	14
	Other (please specify) <input type="button" value="view"/>		17
answered question			133
skipped question			52

22. Does your agency require uniforms?

		Response Percent	Response Count
Hard Uniform	<input type="checkbox"/>	10.4%	17
Soft Uniform	<input type="checkbox"/>	45.1%	74
No Uniform	<input type="checkbox"/>	47.0%	77
answered question			164
skipped question			21

23. If so, does your agency provide uniforms or stipend for uniforms?

		Response Percent	Response Count
Yes	<input type="checkbox"/>	63.4%	85
	<input type="checkbox"/>		

No	<input type="checkbox"/>	36.6%	49
			answered question
			134
			skipped question
			51

24. Does your agency issue an identification badge?

		Response Percent	Response Count
Yes	<input type="checkbox"/>	89.0%	146
No	<input type="checkbox"/>	11.0%	18
			answered question
			164
			skipped question
			21

25. Does your agency use automated/computerized case tracking?

		Response Percent	Response Count
Yes	<input type="checkbox"/>	81.1%	133
No	<input type="checkbox"/>	18.9%	31
			answered question
			164
			skipped question
			21

26. Does your agency use laptops/wireless technology in the field?

		Response Percent	Response Count
Yes	<input type="checkbox"/>	39.6%	65
No	<input type="checkbox"/>	60.4%	99
			answered question
			164
			skipped question
			21

27. Do you carry a weapon?

	Response Percent	Response Count
Yes <input type="checkbox"/>	6.1%	10
No <input type="checkbox"/>	93.9%	154
answered question		164
skipped question		21

28. Do you wear a bullet-proof vest?




	Response Percent	Response Count
Yes <input type="checkbox"/>	11.7%	19
No <input type="checkbox"/>	88.3%	143
answered question		162
skipped question		23

29. If you are issued a bullet-proof vest, how often do you wear it?




	Response Percent	Response Count
Routinely/all of the time <input type="checkbox"/>	32.1%	9
During inspection warrants <input type="checkbox"/>	21.4%	6
Other <input type="checkbox"/>	46.4%	13
Other (please specify) <input type="checkbox"/>	view	19
answered question		28
skipped question		157

30. On the job, do you carry:




	Response	Response
--	----------	----------

	Percent	Count
pepper spray 	68.5%	50
mace <input type="checkbox"/>	4.1%	3
taser <input type="checkbox"/>	4.1%	3
Other 	38.4%	28
Other (please specify)  view		48
answered question		73
skipped question		112

31. Have you ever experienced an officer safety incident involving your job?

	Response Percent	Response Count
Yes 	62.7%	89
No 	37.3%	53
If yes, how many times?  view		81
answered question		142
skipped question		43

32. Have you ever been physically assaulted?

	Response Percent	Response Count
Yes 	17.9%	25
No 	82.1%	115
If yes, how many times?  view		29
answered question		140
skipped question		45

33. Has your life ever been threatened?

		Response Percent	Response Count
Yes		46.8%	66
No		53.2%	75
If yes, how many times?			59
answered question			141
skipped question			44

34. Have you ever been assaulted with a weapon?

		Response Percent	Response Count
Yes		9.1%	13
No		90.9%	130
If yes, how many times? What was the weapon(s)?			14
answered question			143
skipped question			42

35. Have you or your family ever been stalked/followed?

		Response Percent	Response Count
Yes		17.0%	24
No		83.0%	117
If yes, how many times?			20
answered question			141
skipped question			44

36. Have you ever been held against your will or prevented from exiting a room, structure, property or prevented from entering your work vehicle?


	Response Percent	Response Count
Yes <input type="checkbox"/>	13.4%	19
No <input type="checkbox"/>	86.6%	123
If yes, how many times? <input type="button" value="view"/>		17
<i>answered question</i>		142
<i>skipped question</i>		43

37. Have you or your family ever been contacted at your residence by a violator?


	Response Percent	Response Count
Yes <input type="checkbox"/>	18.3%	26
No <input type="checkbox"/>	81.7%	116
If yes, how many times? <input type="button" value="view"/>		19
<i>answered question</i>		142
<i>skipped question</i>		43

38. Has the personal information of you or your family ever been compromised as a result of your job? (ie; DMV, home address, unlisted telephone number, credit information, etc.)

	Response Percent	Response Count
Yes <input type="checkbox"/>	17.0%	24
No <input type="checkbox"/>	83.0%	117
<i>answered question</i>		141
<i>skipped question</i>		44

	Percent	Count
Yes <input type="checkbox"/>	53.6%	75
No <input type="checkbox"/>	46.4%	65
Describe threat 		65
answered question		140
skipped question		45

43. Did any officer safety incident involve your use of any equipment?

	Response Percent	Response Count
Yes <input type="checkbox"/>	11.1%	14
No <input type="checkbox"/>	88.9%	112
What was used? 		16
answered question		126
skipped question		59

44. By your agency municipal code are you granted authority as a public officer under CPC 836.5?

	Response Percent	Response Count
Yes <input type="checkbox"/>	46.5%	60
No <input type="checkbox"/>	53.5%	69
answered question		129
skipped question		56